



EYE SERIES RECESSED SPOT PROJECTOR  
LED DOWNLIGHT

70

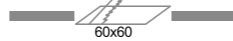


IP20 | CE | CB |

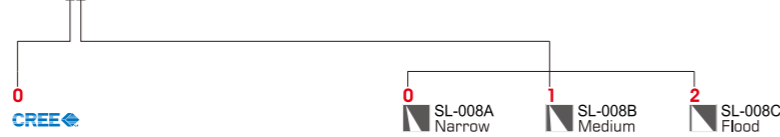
Trim: Steel  
Body: aluminium  
Housing: Steel  
Optic: High efficiency Reflector  
Weight: 0.22kg  
CTN: 60PCS

White Black Silver

Note: min 80mm(ceiling clearance)

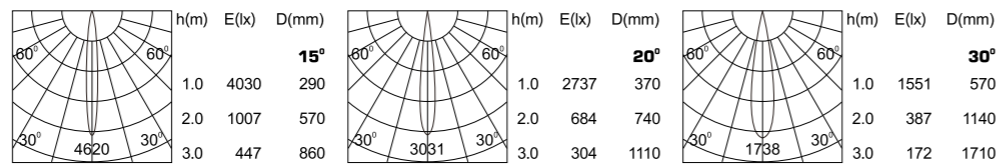


ORDERING CODE	Power (W)	Beam Angle (°)	CCT (K)	Hot Lumen (Lm)	LOR (%)	UGR	On/Off	DRIVER 1-10V	DALI	Triac
1ER4000-W/B/S-830	9	15	3000	579	86%	<19	✓	✓	✓	✓
1ER4000-W/B/S-840			4000	595						
1ER4000-W/B/S-850			5000	625						
1ER4001-W/B/S-830	9	20	3000	562	85%	<19	✓	✓	✓	✓
1ER4001-W/B/S-840			4000	588						
1ER4001-W/B/S-850			5000	616						
1ER4002-W/B/S-830	9	30	3000	542	82%	<19	✓	✓	✓	✓
1ER4002-W/B/S-840			4000	581						
1ER4002-W/B/S-850			5000	609						



CREE CXA1304

3000K



EYE SERIES RECESSED SPOT PROJECTOR  
LED DOWNLIGHT

155X70

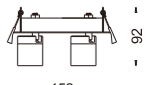
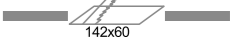


IP20 | CE | CB |

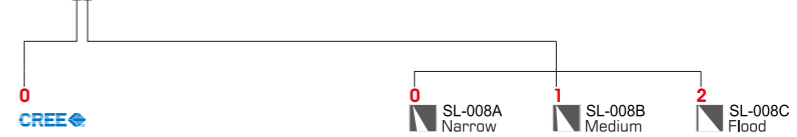
Trim: Steel  
Body: aluminium  
Housing: Steel  
Optic: High efficiency Reflector  
Weight: 0.45kg  
CTN: 27PCS

White Black Silver

Note: min 80mm(ceiling clearance)

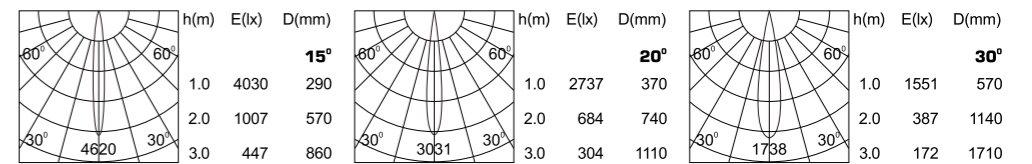


ORDERING CODE	Power (W)	Beam Angle (°)	CCT (K)	Hot Lumen (Lm)	LOR (%)	UGR	On/Off	DRIVER 1-10V	DALI	Triac
2ER4000-W/B/S-830	2x9	15	3000	2x579	86%	<19	✓	✓	✓	✓
2ER4000-W/B/S-840			4000	2x595						
2ER4000-W/B/S-850			5000	2x625						
2ER4001-W/B/S-830	2x9	20	3000	2x562	85%	<19	✓	✓	✓	✓
2ER4001-W/B/S-840			4000	2x588						
2ER4001-W/B/S-850			5000	2x616						
2ER4002-W/B/S-830	2x9	30	3000	2x542	82%	<19	✓	✓	✓	✓
2ER4002-W/B/S-840			4000	2x581						
2ER4002-W/B/S-850			5000	2x609						



CREE CXA1304

3000K



EYE SERIES RECESSED SPOT PROJECTOR  
LED DOWNLIGHT

230X70

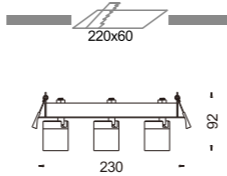


IP20 | CE | CB | [ ] | [ ] | [ ]

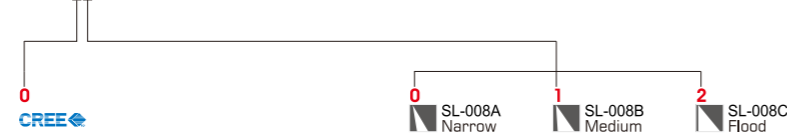
Trim: Steel  
Body: aluminium  
Housing: Steel  
Optic: High efficiency Reflector  
Weight: 0.70kg  
CTN: 24PCS

○ White   ● Black   ● Silver

Note: min 80mm(ceiling clearance)

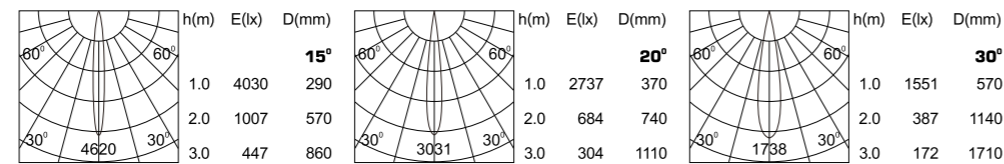


ORDERING CODE	Power (W)	Beam Angle (°)	CCT (K)	Hot Lumen (Lm)	LOR (%)	UGR	On/Off	DRIVER 1-10V	DALI	Triac
3ER4000-W/B/S-830	3x9	15	3000	3x579	86%	<19	✓	✓	✓	✓
3ER4000-W/B/S-840			4000	3x595						
3ER4000-W/B/S-850			5000	3x625						
3ER4001-W/B/S-830	3x9	20	3000	3x562	85%	<19	✓	✓	✓	✓
3ER4001-W/B/S-840			4000	3x588						
3ER4001-W/B/S-850			5000	3x616						
3ER4002-W/B/S-830	3x9	30	3000	3x542	82%	<19	✓	✓	✓	✓
3ER4002-W/B/S-840			4000	3x581						
3ER4002-W/B/S-850			5000	3x609						



CREE CXA1304

3000K



EYE SERIES RECESSED SPOT PROJECTOR  
LED DOWNLIGHT

310X70

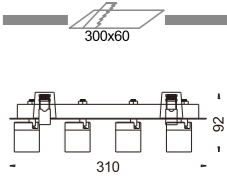


IP20 | CE | CB | [ ] | [ ] | [ ]

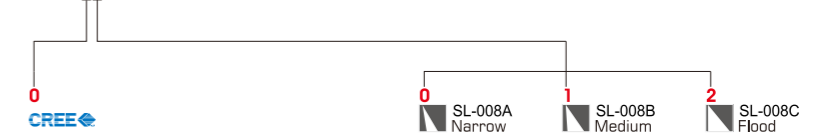
Trim: Steel  
Body: aluminium  
Housing: Steel  
Optic: High efficiency Reflector  
Weight: 0.95kg  
CTN: 15PCS

○ White   ● Black   ● Silver

Note: min 80mm(ceiling clearance)



ORDERING CODE	Power (W)	Beam Angle (°)	CCT (K)	Hot Lumen (Lm)	LOR (%)	UGR	On/Off	DRIVER 1-10V	DALI	Triac
4ER4000-W/B/S-830	4x9	15	3000	4x579	86%	<19	✓	✓	✓	✓
4ER4000-W/B/S-840			4000	4x595						
4ER4000-W/B/S-850			5000	4x625						
4ER4001-W/B/S-830	4x9	20	3000	4x562	85%	<19	✓	✓	✓	✓
4ER4001-W/B/S-840			4000	4x588						
4ER4001-W/B/S-850			5000	4x616						
4ER4002-W/B/S-830	4x9	30	3000	4x542	82%	<19	✓	✓	✓	✓
4ER4002-W/B/S-840			4000	4x581						
4ER4002-W/B/S-850			5000	4x609						



CREE CXA1304

3000K

