


PYRAMID an unique design consisting of a pyramid soft edge with an soft edged gearbox blends into the design of any space without interfering the interior design. The reflector of the series was developed to suit numbers of LED light source, accessories and beam angles. The high performance reflector maximize light quality and efficiency, helping to save energy even as it illuminates space with crisp clarity.



Accentuation
Meet the demand of accent lighting.



Pendant downlights
Narrow to very wide beam, rotationally symmetrical light distribution for the illumination of large areas from a short distance.

LED
Wattage:6-37.8W
Lumen:583-4968lm
Light distribution:
Narrow
Medium
Flood

Suitable for indoor use

IP20 Protection level is IP20

High efficiency reflector High efficiency reflector

CE Comply with CE certification

The electrical grade is class2

High CRI CRI > 80 (standard)
CRI > 90 (optional)

**PYRAMID SMALL SERIES
LED TRACK SPOT LIGHT**

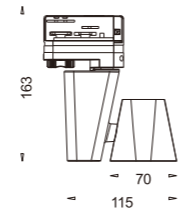
70



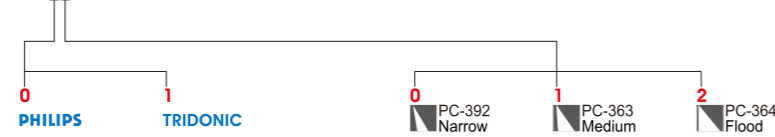
IP20 | CE | CB | | | |

Body: Die-cast aluminium
Housing: Die-cast aluminium
Optic: High efficiency Reflector
Weight: 0.45kg
CTN: 24PCS

White Black Silver



| ORDERING CODE | Power (W) | Beam Angle (°) | CCT (K) | Hot Lumen (Lm) | LOR (%) | UGR | On/Off | DRIVER 1-10V | DALI | Triac |
|-----------------|-----------|----------------|---------|----------------|---------|-----|--------|--------------|------|-------|
| TR500-W/B/S-830 | 16 | 20 | 3000 | 1216 | 81% | <19 | ✓ | ✓ | ✓ | ✓ |
| TR500-W/B/S-840 | | | 4000 | 1317 | | | | | | |
| TR500-W/B/S-850 | | | 5000 | 1370 | | | | | | |
| TR501-W/B/S-830 | 16 | 40 | 3000 | 1338 | 88% | <19 | ✓ | ✓ | ✓ | ✓ |
| TR501-W/B/S-840 | | | 4000 | 1430 | | | | | | |
| TR501-W/B/S-850 | | | 5000 | 1488 | | | | | | |
| TR502-W/B/S-830 | 16 | 60 | 3000 | 1140 | 75% | <19 | ✓ | ✓ | ✓ | ✓ |
| TR502-W/B/S-840 | | | 4000 | 1219 | | | | | | |
| TR502-W/B/S-850 | | | 5000 | 1269 | | | | | | |



PHILIPS SLM C 830 1203 L09 G1


3000K

| Beam Angle | h(m) | E(lx) | D(mm) |
|------------|------|-------|-------|
| 20° | 1.0 | 2720 | 455 |
| | 2.0 | 610 | 910 |
| | 3.0 | 283 | 1365 |
| 40° | 1.0 | 1990 | 616 |
| | 2.0 | 451 | 1232 |
| | 3.0 | 217 | 1848 |
| 60° | 1.0 | 993 | 896 |
| | 2.0 | 267 | 1792 |
| | 3.0 | 94 | 2688 |



**PYRAMID MEDIUM SERIES
LED TRACK SPOT LIGHT**

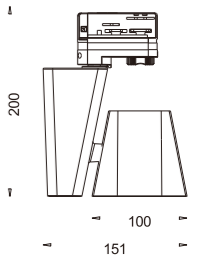
100



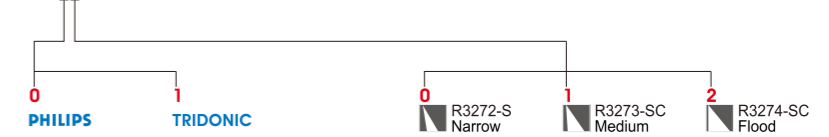
IP20 | CE | CB | | | |

Body: Die-cast aluminium
Housing: Die-cast aluminium
Optic: High efficiency Reflector
Weight: 0.93kg
CTN: 16PCS

White Black Silver



| ORDERING CODE | Power (W) | Beam Angle (°) | CCT (K) | Hot Lumen (Lm) | LOR (%) | UGR | On/Off | DRIVER 1-10V | DALI | Triac |
|-----------------|-----------|----------------|---------|----------------|---------|-----|--------|--------------|------|-------|
| TR800-W/B/S-830 | 32 | 15 | 3000 | 2208 | 78% | <19 | ✓ | ✓ | ✓ | ✓ |
| TR800-W/B/S-840 | | | 4000 | 2506 | | | | | | |
| TR800-W/B/S-850 | | | 5000 | 2556 | | | | | | |
| TR801-W/B/S-830 | 32 | 30 | 3000 | 2152 | 76% | <19 | ✓ | ✓ | ✓ | ✓ |
| TR801-W/B/S-840 | | | 4000 | 2441 | | | | | | |
| TR801-W/B/S-850 | | | 5000 | 3277 | | | | | | |
| TR802-W/B/S-830 | 32 | 65 | 3000 | 2208 | 78% | <19 | ✓ | ✓ | ✓ | ✓ |
| TR802-W/B/S-840 | | | 4000 | 2506 | | | | | | |
| TR802-W/B/S-850 | | | 5000 | 2556 | | | | | | |



PHILIPS SLM C 830 1205 L12 G1

3000K

| Beam Angle | h(m) | E(lx) | D(mm) |
|------------|------|-------|-------|
| 15° | 1.0 | 10850 | 280 |
| | 2.0 | 2712 | 560 |
| | 3.0 | 1205 | 840 |
| 30° | 1.0 | 4869 | 490 |
| | 2.0 | 1217 | 980 |
| | 3.0 | 541 | 1470 |
| 65° | 1.0 | 2199 | 1370 |
| | 2.0 | 549 | 2750 |
| | 3.0 | 244 | 4120 |