


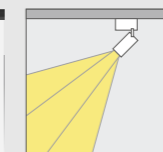

ZOOMTEC SLIM SERIES



Adjustable focal length



Accentuation
Emphasis of objects or architectural elements.



Track spotlights
narrow to wide beam, Rotateally symmetrical light distribution for accent lighting.

LED
Wattage:22-41W
Lumen:1034-3401lm
Light distribution:
Narrow
Medium
Flood



Suitable for indoor use



Protection level is IP20



High efficiency Lens



Comply with CE certification



The electrical grade is class1



CRI > 80 (standard)
CRI > 90 (optional)

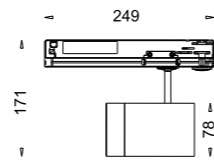
SMALL ZOOMTEC SLIM SERIES
LED TRACK SPOT LIGHT

80



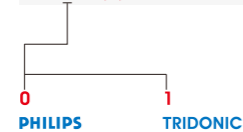
IP20 | CE | CB | | | |

Body: Die-cast aluminium
Housing: Die-cast aluminium
Optic: High efficiency lens
Weight: 0.69kg
CTN: 20PCS



White
 Black
 Silver

ORDERING CODE	Power (W)	Beam Angle (°)	CCT (K)	Hot Lumen (Lm)	LOR (%)	UGR	On/Off	DRIVER 1-10V	DALI	Triac
ZLG800-W/B/S-830			3000	2600						
ZLG800-W/B/S-840	32	20-40	4000	2698	84%	<19	✓	✓	✓	✓
ZLG800-W/B/S-850			5000	2752						



Anti-glare: RBP80

PHILIPS SLM C 830 1205 L12 G1

3000K

h(m)	E(lx)	D(mm)	h(m)	E(lx)	D(mm)
20°			40°		
1.0	10000	380	1.0	4383	710
2.0	2500	750	2.0	1095	1420
3.0	1111	1130	3.0	487	2120

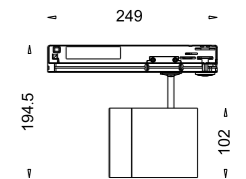
MEDIUM ZOOMTEC SLIM SERIES
LED TRACK SPOT LIGHT

100



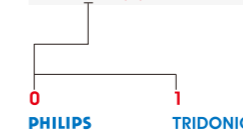
IP20 | CE | CB | | | |

Body: Die-cast aluminium
Housing: Die-cast aluminium
Optic: High efficiency lens
Weight: 0.87kg
CTN: 16PCS



White
 Black
 Silver

ORDERING CODE	Power (W)	Beam Angle (°)	CCT (K)	Hot Lumen (Lm)	LOR (%)	UGR	On/Off	DRIVER 1-10V	DALI	Triac
ZLG1000-W/B/S-830			3000	3609						
ZLG1000-W/B/S-840	41	20-50	4000	3785	79%	<19	✓	✓	✓	✓
ZLG1000-W/B/S-850			5000	3641						



Anti-glare: RBP102

PHILIPS SLM C 830 1208 L14 G1

3000K

h(m)	E(lx)	D(mm)	h(m)	E(lx)	D(mm)
20°			50°		
1.0	13810	410	1.0	4925	900
2.0	3452	830	2.0	1231	1800
3.0	1534	1240	3.0	547	2700

