

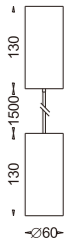


IP20 | CE | CB | | | |


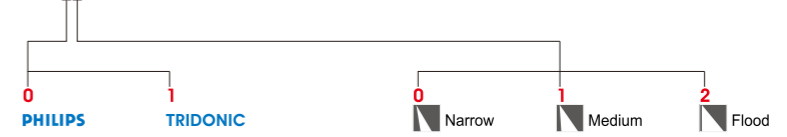
Ceiling rose: Steel / steel wire rope
Body: Die-cast aluminium
Housing: aluminium
Optic: High efficiency Reflector
Weight: 0.60kg
CTN: 12PCS

105 INTERCHANGABLE OPTICAL SYSTEM See P.012

White Black Silver



ORDERING CODE	Power (W)	Beam Angle (°)	CCT (K)	Hot Lumen (Lm)	LOR (%)	UGR	On/Off	DRIVER 1-10V	DALI	Triac
PTE600-W/B/S-830	22	20	3000	1588	74%	<19	✓	✓	✓	✓
PTE600-W/B/S-840			4000	1762						
PTE600-W/B/S-850			5000	1862						
PTE601-W/B/S-830	22	40	3000	1566	73%	<19	✓	✓	✓	✓
PTE601-W/B/S-840			4000	1738						
PTE601-W/B/S-850			5000	1797						
PTE602-W/B/S-830	22	55	3000	1609	75%	<19	✓	✓	✓	✓
PTE602-W/B/S-840			4000	1786						
PTE602-W/B/S-850			5000	1846						



Optical accessories See P.012

PHILIPS SLM C 830 1203 L09 G1

3000K

h(m)	E(lx)	D(mm)	h(m)	E(lx)	D(mm)	h(m)	E(lx)	D(mm)
20°			40°			55°		
1.0	4036	450	1.0	2720	680	1.0	1865	760
2.0	1009	900	2.0	680	1360	2.0	466	1510
3.0	448	1350	3.0	302	2040	3.0	207	2270



TUBE PENDANT MEDIUM PROJECTOR
LED PENDANTS

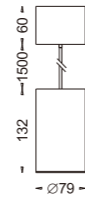


IP20 | CE | CB | | |


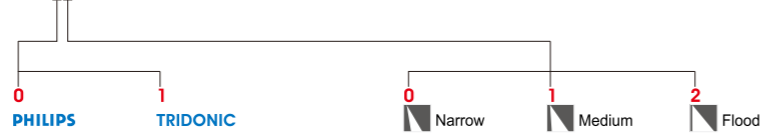
Ceiling rose: Steel / steel wire rope
Body: Die-cast aluminium
Housing: aluminium
Optic: High efficiency Reflector
Weight: 0.60kg
CTN: 12PCS

IO5 INTERMEDIATE OPTICAL SYSTEM See P.012

White Black Silver



ORDERING CODE	Power (W)	Beam Angle (°)	CCT (K)	Hot Lumen (Lm)	LOR (%)	UGR	On/Off	DRIVER 1-10V	DALI	Triac
PTE800-W/B/S-830	32	20	3000	2380	83%	<19	✓	✓	✓	✓
PTE800-W/B/S-840			4000	2666						
PTE800-W/B/S-850			5000	2719						
PTE801-W/B/S-830	32	40	3000	2362	82%	<19	✓	✓	✓	✓
PTE801-W/B/S-840			4000	2634						
PTE801-W/B/S-850			5000	2687						
PTE802-W/B/S-830	32	55	3000	2310	80%	<19	✓	✓	✓	✓
PTE802-W/B/S-840			4000	2570						
PTE802-W/B/S-850			5000	2621						



Optical accessories See P.012

PHILIPS SLM C 830 1205 L12 G1 3000K

Beam Angle	h(m)	E(lx)	D(mm)
20°	1.0	7065	480
	2.0	1766	950
	3.0	785	1430
40°	1.0	4936	700
	2.0	1234	1400
	3.0	548	2100
55°	1.0	3423	960
	2.0	855	1920
	3.0	380	2880



TUBE PENDANT LARGE PROJECTOR
LED PENDANTS

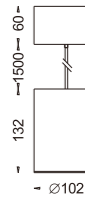


IP20 | CE | CB | | |


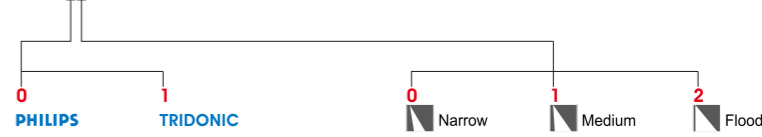
Ceiling rose: Steel / steel wire rope
Body: Die-cast aluminium
Housing: aluminium
Optic: High efficiency Reflector
Weight: 1.60kg
CTN: 16PCS

IO5 INTERMEDIATE OPTICAL SYSTEM See P.012

White Black Silver



ORDERING CODE	Power (W)	Beam Angle (°)	CCT (K)	Hot Lumen (Lm)	LOR (%)	UGR	On/Off	DRIVER 1-10V	DALI	Triac
PTE1000-W/B/S-830	50	20	3000	3671	77%	<19	✓	✓	✓	✓
PTE1000-W/B/S-840			4000	4059						
PTE1000-W/B/S-850			5000	4077						
PTE1001-W/B/S-830	50	40	3000	3613	75%	<19	✓	✓	✓	✓
PTE1001-W/B/S-840			4000	3954						
PTE1001-W/B/S-850			5000	3972						
PTE1002-W/B/S-830	50	55	3000	3703	77%	<19	✓	✓	✓	✓
PTE1002-W/B/S-840			4000	4050						
PTE1002-W/B/S-850			5000	4070						



Optical accessories See P.012

PHILIPS SLM C 830 1208 L14 G1 3000K

Beam Angle	h(m)	E(lx)	D(mm)
20°	1.0	11776	410
	2.0	2944	810
	3.0	1308	1220
40°	1.0	7156	680
	2.0	1789	1360
	3.0	795	2040
55°	1.0	4966	1060
	2.0	1241	2110
	3.0	551	3170